




- ✓ MAXIMUM 600 VOLTS
- ✓ LIFT HANDLES ON COVERS ①
- ✓ LOAD LUGS ARE AL-CU, SET SCREW TYPE
- ✓ TYPE 3R



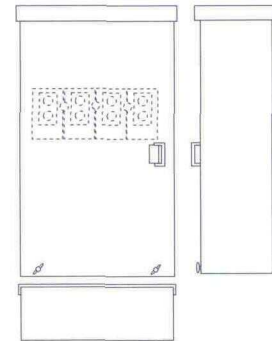
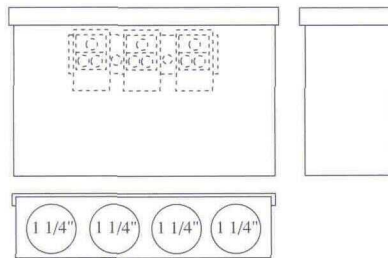
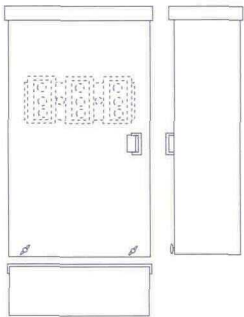
PB-012



PB-011



PB-032



UNDERGROUND TERMINATION BOXES

AMPS	TYPE OF SERVICE	CATALOG NUMBER	CONNECTORS		DIMENSIONS			SHORT CIRCUIT CURRENT WITHSTAND RATING	WT. @
			LINE	LOAD	D"	W"	H"		
100	1Ø-3W	PB-011 ^①	#14-1/0	#14-1/0	4	12	8 ½	10,000 AMPS	9#
200	1Ø-3W	PB-012	#6-250 kcmil	#6-250 kcmil	6	12	26	10,000 AMPS	23#
400	1Ø-3W	PB-014	1/2"-13 studs ^②	#4-600 kcmil twin ½-250 kcmil	6	16	36	50,000 AMPS	55#
800	1Ø-3W	PB-018	1/2"-13 studs ^②	#4-600 kcmil	11	24	48	50,000 AMPS *	123#
200	3Ø-4W	PB-032	#6-250 kcmil	#6-250 kcmil	6	16	26	10,000 AMPS	29#
400	3Ø-4W	PB-034	1/2"-13 studs ^②	#4-600 kcmil twin ½-250 kcmil	6	16	36	50,000 AMPS	58#
800	3Ø-4W	PB-038	1/2"-13 studs ^②	#4-600 kcmil	11	24	48	50,000 AMPS *	118#

- ① No lift handles provided on the PB-011.
- ② 2 studs per lug position provided for 400 amp units. 4 studs per lug position provided for 800 amp units.
- * For units with 65,000 amps bracing add the suffix "-65" to the above catalog numbers. The enclosure size will be 11" x 24" x 48". Consult factory for pricing.
- **CONNECTORS AND BUSSING:** Extruded aluminum connectors and bus bars are tin plated.
- **KNOCKOUTS:** For no knockouts add suffix "NKO" to above catalog numbers.